

How can I use this with my children?

These cards give your child visual cues about how to form contractions. They clearly show the two words that form the contraction and how they join together, with an apostrophe, to form a new word.

How does this help my children's learning?

Contractions are words formed by shortening and joining two words together. They can be used to change the tone of writing, creating a more informal feel to a sentence.

Ideas for further learning:

When your child is confident with forming contractions and using an apostrophe, it's time to practise using them in sentences. How many sentences can they create containing contractions?



How to Form Contractions

Contractions are words formed by shortening and joining two words together. They can be used to change the tone of writing, creating a more informal feel to sentences.

These cards show how a range of contractions can be formed using apostrophes.

Try using sticky notes or pieces of paper to recreate the two parts of each contraction. Use these cards to show how the words join together to form the complete contraction before folding the pieces of paper and adding an apostrophe in the correct place.

I will



I am



she will



she is

she

is

she's

when is

when

is

when's

who is

who

is

who's

it is

it

is

it's

we are

we

are

we're

they are

they

are

they're

you have

you

have

you've

should have

should

have

should've

might have

might

have

might've

could not

could

not

couldn't

was not

was

not

wasn't

does not

does

not

doesn't

do not

do

not

don't

he would

he

would

he'd

can not

can

not

can't

where would

where

would

where'd

they have

they

have

they've

did not

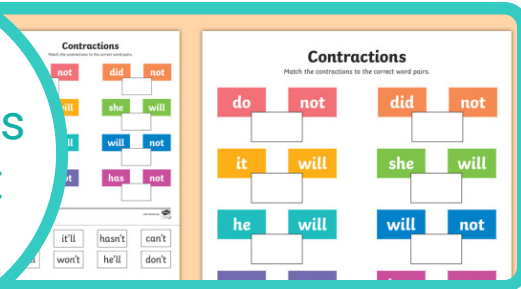
did

not


didn't

If you enjoyed this resource, why not try...

Contractions Worksheet



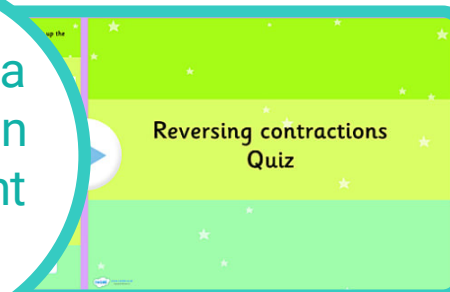
Contractions Spelling Activity



Contractions Matching Cards



Reversing a Contraction PowerPoint Quiz



Explore and Discover More